

Instructions for Year 10 into 11 SET PLAN interviews

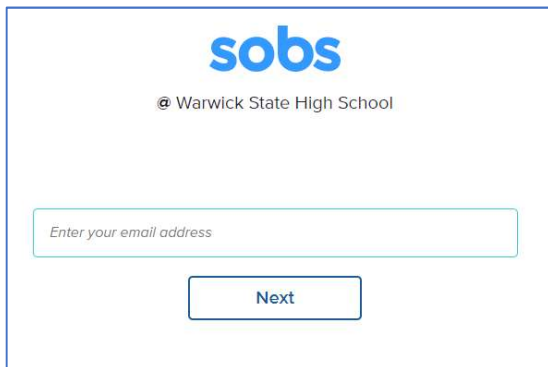
School Website – www.warwickshs.eq.edu.au

Quick links

2022 Investing for Success (PDF, 203KB)
2022 Student Code of Conduct (PDF, 16.242MB)
SIU Review Executive Summary
SOBS - interview bookings
Warwick SHS - Staff Intranet
PAT Testing

Quick Links – bottom of page

Click on SOBS – interview bookings



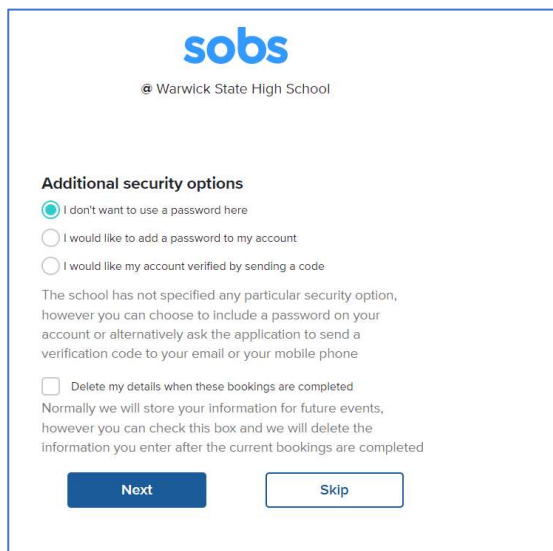
sobs
@ Warwick State High School

Enter your email address

Next

Enter email address or name

Click Next



sobs
@ Warwick State High School

Additional security options

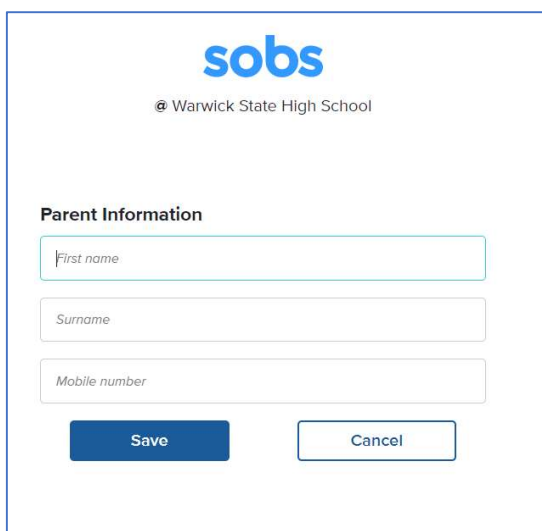
I don't want to use a password here
 I would like to add a password to my account
 I would like my account verified by sending a code

The school has not specified any particular security option, however you can choose to include a password on your account or alternatively ask the application to send a verification code to your email or your mobile phone

Delete my details when these bookings are completed
Normally we will store your information for future events, however you can check this box and we will delete the information you enter after the current bookings are completed

Next Skip

Click Next



sobs
@ Warwick State High School

Parent Information

First name

Surname

Mobile number

Save Cancel

Enter Parent Information

Click Save

The screenshot shows the 'sobs' logo at the top, followed by the school name '@ Warwick State High School'. Below this is a 'Parent/Guardian' section with a text input field containing 'jj' and an 'Edit' link. Underneath is a 'Students' section with a blue button labeled 'Add a student'.

Add a student

This screenshot shows the 'Add student' form. It includes fields for 'Firstname' (containing 'j') and 'Surname' (containing 'j'). There is a checked 'Enrolment' checkbox with the instruction 'Check this option if the student has not yet started at the school'. Below are radio buttons for 'Starting school in 2022' and 'Starting school in 2023' (which is selected). A 'Year level' dropdown menu is set to 'Yr10'. At the bottom are 'Save' and 'Cancel' buttons.

Add student details

Tick Enrolment

Select Yr 10

Click Save

The screenshot shows the 'sobs' website with the school name '@ Warwick State High School'. The 'Parent/Guardian' section shows 'jj' with an 'Edit' link. The 'Students' section shows 'jj (2023 Yr10)' with an 'Edit' link. A prominent button labeled 'Year 11 2023 SET PLAN INTERVIEWS' is visible, along with an 'Add a student' button at the bottom.

Click Yr 11 2023 SET PLAN INTERVIEWS

This screenshot shows the booking page for 'Year 11 2023 SET PLAN INTERVIEWS - booking for jj'. It includes a 'Save' button in the bottom right corner. A small note at the bottom left says 'Click a time slot to book, click a booked time slot to delete'.

Click on suitable time

Save - at top of page